

This document is a PDF version of the Burnin' Rubber User manual.

Amstrad Part No.: 616Z000-40995 (2630110A)

This version has been scanned and OCR'ed from the original and as a result may contain spelling mistakes and errors which were not part of the original document.

This manual is © Copyright Amstrad plc. All rights reserved.

Burnin' Rubber is © Copyright Ocean Software Ltd. All rights reserved.

Amstrad plc have given permission for this document to be distributed on the Unofficial Amstrad WWW Resource.

Amstrad plc
<http://www.amstrad.com/>

Burnin'

Rubber

BURNIN' RUBBER

Software Licence Agreement

Amstrad Software licence agreement for all software described in this manual.

VERY IMPORTANT

Amstrad provides the Software and the Program described in this manual incorporated in or embedded on magnetic disc, tape, hard disc or other media and the descriptive material related to that Program in this manual or in other documents strictly subject to the terms and conditions of this Licence Agreement.

By breaking the Seal on the package in which the Software is provided and/or by entering, utilising, running, listing, copying or otherwise manipulating the magnetic disc, tape, hard disc, other media, Program, manual or other documentation other than for the purpose of erasure or destruction as set out below you agree to be bound by all the terms and conditions of this Licence Agreement.

If you do not agree to be bound by any one or more of the terms and conditions of this Licence Agreement you must destroy the Software Package, manual and documents and erase the Program and Software from the disc, tape, hard disc or other media on or in which it is incorporated or embedded.

Definitions

1. 'Machine' means the single microcomputer, or PC on which you use the Software. Multiple CPU systems require additional licences.
2. 'Software' means the set of program, disks, tapes, document and related materials described in and supplied with this manual.
3. 'Program' is a part of the Software and means the instructions, codes, messages or other information contained in, or embedded on magnetic disk, tape, hard disk or any other media, or any part of it.
4. 'Amstrad' means AMSTRAD PLC, 169 Kings Road, Brentwood, Essex, CM14 4EF.
5. 'Licensee' means the purchaser if purchased for own use or, if purchase for company use, the purchaser, that company and its employees.

Licence

Amstrad grants a non-exclusive Software License to Licensee to:

1. Use the supplied Program on a single Machine.
2. Where copy protection is not incorporated, copy the Program into any machine-readable or printed form for backup or modification purposes in support of Licensee's use of the Program on a single Machine. Licensee may make only one (1) copy of the Program for such purposes. Copying of documentation and other printed materials is prohibited. Disassembly, reverse compilation and reverse engineering of the Program or Software is prohibited.

Terms

1. Software supplied by Amstrad is copyright. Licensee agrees to uphold these copyrights.

2. This Licence Agreement enters into effect at the time you open or break the seal on the Software package, or enter, use, run, list, copy or otherwise manipulate the Program, and is effective until terminated.
3. Licensee may terminate this Licence Agreement at any time by destroying the Software together with all copies. The benefit derived by Licensee from the Licence will terminate automatically if the terms of this Agreement are violated and Amstrad may demand the return of the Software immediately. Any such termination shall be without prejudice to any accrued rights of the parties.
4. This Licence is personal to Licensee and may not be assigned to any other person, persons or company.
5. The right to 'lend', 'hire', 'rent', 'sell', or otherwise transfer the Software in part or in whole is not granted to Licensee.
6. Licensee may not use, copy, modify, or transfer the Software or documents, or any copy, modification or merged portion, in whole or in part, except as expressly provided for in this Licence Agreement.
7. The Program cannot be transferred via any media other than that on which it is supplied. It cannot therefore be transferred via such media as telecommunication lines.
8. Licensee agrees to take all possible steps to protect the Software from unauthorised use, reproduction or distribution.

Limited Warranty

THE SOFTWARE IS PROVIDED AND LICENSED ON AN 'AS IS' BASIS. LICENSEE ASSUMES RESPONSIBILITY FOR SELECTION OF A PROGRAM TO ACHIEVE LICENSEE'S INTENDED RESULTS AND LICENSEE IS RESPONSIBLE FOR INSTALLATION USE AND RESULTS OF USE. EXCEPT AS IS HEREIN EXPRESSLY STATED, AMSTRAD MAKES NO REPRESENTATION, GIVES NO WARRANTY AND ACCEPTS NO CONDITION OF ANY KIND WHATSOEVER EITHER EXPRESS OR IMPLIED, INCLUDING, BUT NOT LIMITED TO THE IMPLIED WARRANTIES AND CONDITIONS OF MERCHANTABILITY AND FITNESS FOR PURPOSE (SPECIFIC OR GENERAL).

AMSTRAD DOES NOT WARRANT THAT THE FUNCTIONS CONTAINED IN THE SOFTWARE WILL MEET LICENSEE'S REQUIREMENTS OR THAT THE OPERATION OF THE PROGRAM WILL BE UNINTERRUPTED OR ERROR FREE.

AMSTRAD DOES NOT RECOMMEND USE OF THE SOFTWARE FOR LIFE CRITICAL FUNCTIONS OR FOR ANY APPLICATIONS WHERE A SOFTWARE ERROR MAY CAUSE FINANCIAL LOSS, DAMAGE OR EXPENSE.

However, Amstrad gives a limited warranty that the disks, tapes or other non-hardware media on which the Program is embedded and supplied by Amstrad, to be free from defects in materials and workmanship under normal use for a period of ninety (90) days from the date of receipt by, of delivery to Licensee as evidenced by a dated copy of Licensee's proof of purchase receipt. In the event that the disks, tapes or other non-hardware media are found to be so defective within the said period, Amstrad will replace them free of charge, if they are returned postage prepaid.

Amstrad will also, AT ITS DISCRETION, by modification or alteration endeavour to remedy any Program errors, attributable to Amstrad, which are provable and demonstrable, and reported to Amstrad in writing within the aforesaid period.

Limitations

UNDER NO CIRCUMSTANCES WILL AMSTRAD, THE AUTHOR, OR THE MANUFACTURER, DEVELOPER OR SUPPLIER OF THE LICENSED SOFTWARE BE LIABLE FOR ANY CONSEQUENTIAL, INCIDENTAL, INDIRECT, SPECIAL OR EXEMPLARY DAMAGES OR OTHER ECONOMIC OR PHYSICAL LOSS, EVEN IF AMSTRAD OR SUCH OTHER PARTY (IES) HAS/HAVE BEEN ADVISED OF THE POSSIBILITY OF SUCH DAMAGES AND LOSS. UNDER NO CIRCUMSTANCES WILL LIABILITY EXCEED THE PURCHASE PRICE OF THE SOFTWARE.

Indemnity

The Licensee shall indemnify Amstrad in respect of any liability incurred by Amstrad or the Software author as a result of a claim brought by Licensee against Amstrad directly or against a third party, for negligence, breach of contract or product liability.

General

This agreement shall be construed, interpreted and governed in accordance with the Laws of England.

If any of the above provisions thereof are invalid or unlawful under any applicable Law they are to that extent only deemed omitted.

SOME STATES DO NOT ALLOW EXCLUSION OF IMPLIED WARRANTIES AND CONDITIONS OR LIMITATIONS OF LIABILITY. IN SUCH CIRCUMSTANCES THE ABOVE EXCLUSIONS AND LIMITATIONS MAY NOT APPLY TO LICENSEE. THIS WARRANTY GIVES THE LICENSEE CERTAIN LEGAL RIGHTS BUT LICENSEE MAY ALSO HAVE OTHER LEGAL RIGHTS WHICH VARY FROM STATE TO STATE.

AMSTRAD PLC
169 Kings Road
Brentwood
Essex
CM14 4EF

1990 Amstrad plc All rights reserved.

BURNIN' RUBBER

SCENARIO

The famous 24-hour race is about to begin. Your breath is held as you await the sound that signals the start. As your knuckles turn white from the taut grip you exert on the steering wheel, the horn blows and your 3000cc Turbocharged Porsche roars powerfully as the tyres squeal into life. The stench of Burnin' Rubber fills your nostrils and you realise that the next 24 hours are going to be the most dangerous you have ever faced.

SET-UP/LOADING

Set-up the machine, insert your paddle controller and ROM cartridge as described in the computer user manual. The game will load automatically.

In the case of the 464/6128 Plus the game will self-load after a period of 30 seconds. However, you may start the game immediately by selecting [f2] from the startup menu. If you wish to enter the game from BASIC, this can be achieved by typing |GAME.

CONTROLS

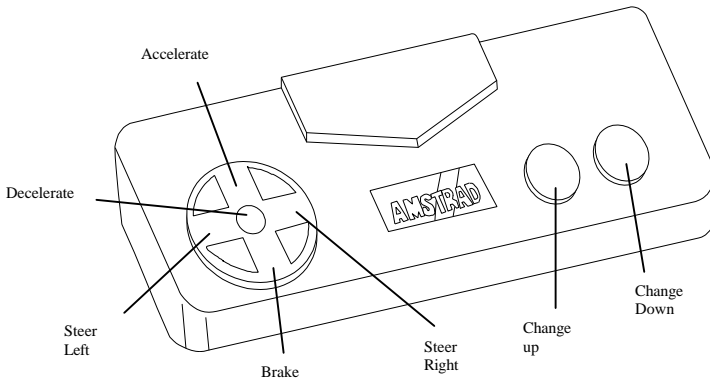
You are offered the option to control either automatic or manual versions of your Porsche. Although the automatic version is easier to drive, it does not offer as efficient control over your acceleration as the manual model.

Your vehicle may be controlled in one of two ways:

1. Using the paddle controller supplied, as follows:

PADDLE UP	-	ACCELERATE
PADDLE DOWN	-	BRAKE
PADDLE LEFT	-	STEER LEFT
PADDLE RIGHT	-	STEER RIGHT
PADDLE CENTERED	-	DECELERATE
LEFT FIRE	-	CHANGE GEAR UP (IN MANUAL MODE)
RIGHT FIRE	-	CHANGE GEAR DOWN (IN MANUAL MODE)
P or II	-	PAUSE/UNPAUSE

2. Using the keyboard on the 464/6128 Plus, you may define the keys you wish to use by selecting the appropriate option from the game menu.



STATUS & SCORING

Above the play area, is your cockpit display. This shows the status of your car and performance as follows:

- | | | |
|-------------|---|---|
| 1. SCORE | - | Score achieved so far. |
| 2. TIME | - | Time left to reach next checkpoint. |
| 3. SPEED | - | Your current speed. |
| 4. LAP | - | Current lap (out of four). |
| 5. GEARS | - | Displays which gear you are in. |
| 6. REV. BAR | - | Displays the amount of revs you are generating; if this level starts creeping into the red zone, your engine will overheat. |

You control a customised Porsche in the famous 24-hour road race. Four laps of adrenalin-pumping action as you desperately attempt to reach each of the four checkpoints per lap before your time runs out! But not only is the clock against you - every other racing driver has entered with dreams of becoming the World Champion, so those tracks are pretty crowded! Negotiate tight turns with skilful use of the gears, otherwise you may skid uncontrollably and end up plastered over one of the many trackside billboards! As the hours draw on, and night begins to fall, oil patches begin to appear where least expected on the now well-travelled track - avoid them at all costs!

When day dawns again, the winner of the 24-hour race will be decided. Can you become champion - or will you even survive?

NEUMATICOS CANDENTES

ESCENARIO

La famosa carrera de las 24 horas va a comenzar. Contienes tu respiración mientras esperas la señal del comienzo. Tus nudillos se vuelven blancos con el tacto de la palanca de cambio. Se tocan las bocinas y tu Porsche Turbo de 3000 cc ruge poderosamente mientras las ruedas van tomando vida. El olor a neumático candente llena tus fosas nasales y sospechas que las próximas 24 horas van a ser las más peligrosas de tu vida.

CONFIGURACION / CARGA

Configura tu ordenador. Inserta el joystick y el cartucho ROM como se describe en el manual del usuario de tu ordenador. El juego se grabará automáticamente. En el caso del 464 / 6128 + el juego se autocargará después de 30 segundos. No obstante, tu puedes empezar el juego inmediatamente seleccionando [f2]. Si deseas entrar en el juego desde BASIC teclea "¡JUEGO".

CONTROLES

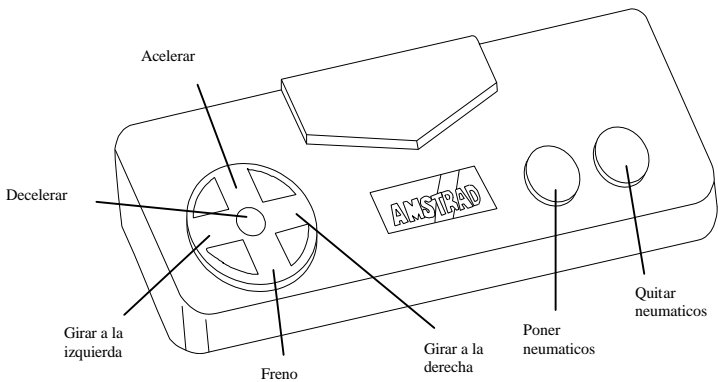
Tienes la opción de controlar cualquiera de las versiones automática o manual de tu Porsche. Si bien la versión automática es más fácil de conducir, no ofrece un control tan eficiente sobre la aceleración como en el modo manual.

Tu vehiculo puede ser controlado de una de las dos maneras:

1. Usando el joystick

Joystick arriba:	acelerar
Joystick abajo:	freno
Joystick a la izquierda:	Girar a la izquierda
Joystick a la derecha:	girar a la derecha
Joystick centrada:	decelerar
Fuego izquierda:	poner neumaticos (en modo manual)
Fuego derecha:	quitar neumaticos (en modo manual)
P o II	pausa

2. Usando el teclado en el 464 / 6128 + puedes definir las teclas que quieres usar seleccionando la opción apropiada del menú del juego



SITUACION / PUNTUACION

Encima del area de juego, se encuentra tu cabina. Esta muestra la situación de tu coche y su interpretación es la siguiente:

- | | |
|-----------------|--|
| 1. PUNTUACION | puntuación |
| 2. TIEMPO | tiempo de llegada al próximo punto de control |
| 3. VELOCIDAD | tu velocidad actual |
| 4. VUELTA | vuelta actual (de las cuatro) |
| 5. MARCHAS | muestra en que marcha estás |
| 6. REVOLUCIONES | indica las revoluciones del motor. Si entras en la zona roja tu motor se calentará |

JUEGO

Tu conduces tu Porsche en la famosa carrera de las 24 horas. Cuatro vueltas en las que hervirá tu adrenalina mientras tratas de llegar desesperadamente a cada uno de los cuatro puntos de control antes de que tu tiempo termine. Pero no solo el reloj está contra tí, los demás pilotos tienen el sueño de llegar a ser campeones del mundo y el circuito esta abarrotado. Toma las curvas correctamente o de lo contrario serás aplastado por uno de ellos. Las horas van pasando y va cayendo la noche. Manchas de aceite empiezan a aparecer donde no se esperaban en nuestro conocido circuito.

Cuando despunta el nuevo día, el ganador de la carrera de las 24 horas se decidirá. ¿ Podrás ser el campeón ? o al menos, ¿ podrás sobrevivir?

BURNIN' RUBBER

(SUR LES CHAPEAUX DE ROUES)

SCENARIO

La célèbre course des 24 heures est sur le point de commencer. Vous retenez votre souffle en attendant le signal de départ. Alors que vos doigts blanchissent par la pression que vous exercez sur le volant, le signal sonore retentit et votre Porsche Turbo rugit puissamment alors que vos pneus crissent.

L'odeur du caoutchouc brûlé envahit vos narines et vous réalisez que les prochaines 24 heures seront les plus dangereuses que vous ayez jamais affrontées.

CONFIGURATION/CHARGEMENT

Configurez la machine. Insérez votre manette de jeux et la cartouche ROM comme décrit dans le manuel d'utilisation de l'ordinateur. Le jeu se chargera automatiquement. Dans le cas du 464 ou 6128 Plus, le jeu se charge automatiquement après 30 secondes. Cependant, vous pouvez lancer le jeu immédiatement en choisissant la touche F2 du menu principal. Si vous souhaitez lancer le jeu sous Basic, tapez |GAME.

CONTROLES

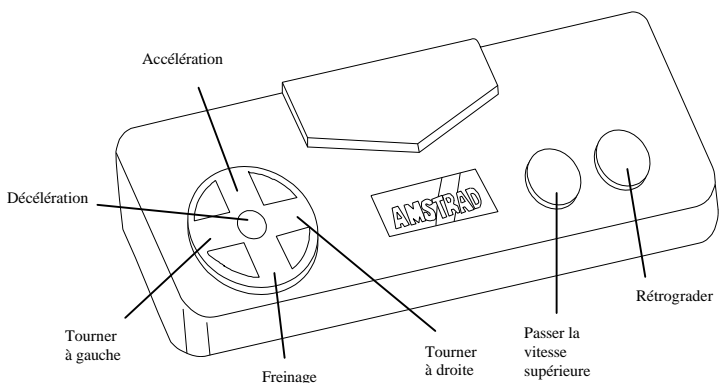
La possibilité vous est offerte de choisir votre Porsche avec boîte automatique ou boîte manuelle. Bien que la version automatique soit plus facile à conduire, elle ne vous offre pas la possibilité de contrôler efficacement l'accélération de votre véhicule aussi bien que la boîte manuelle.

Votre voiture peut être contrôlée de l'une des façons suivantes:

1. En utilisant la manette de jeux fournie comme suit:

Manette vers le haut	Accélération
Manette vers le bas	Freinage
Manette vers la gauche	Tourner à gauche
Manette vers la droite	Tourner à droite
Manette au milieu	Décélération
Bouton de tir gauche	Passer la vitesse supérieure (en mode manuel)
Bouton de tir droit	Rétrograder (en mode manuel)
P or II	Pause/arrêt de la pause

2. En utilisant le clavier du 464/6128 Plus, et en sélectionnant l'option appropriée à partir du menu du jeu.



ETAT ET SCORES

La zone de jeu est l'affichage du tableau de bord qui montre l'état de votre voiture et les performances comme indiqué cidessous:

- | | | |
|------------|---|---|
| 1. SCORE | - | Score réalisé jusqu'à maintenant |
| 2. TEMPS | - | Temps restant pour atteindre le prochain point de contrôle |
| 3. VITESSE | - | Votre vitesse actuelle |
| 4. CIRCUIT | - | Circuit actuel (l'un des 4) |
| 5. RAPPORT | - | Affiche la vitesse à laquelle vous êtes |
| 6. COMPTE | - | Affiche le régime moteur auquel vous êtes Si le niveau atteint la zone rouge, le moteur surchauffera. |

PRINCIPE DU JEU

Vous pilotez une Porsche dans la célèbre course des 24 heures. Quatre circuits vous éprouvent nerveusement alors que vous essayez désespérément d'atteindre chacun des 4 points de contrôle avant que le temps qui vous est imparti ne soit écoulé. Vous devez non seulement vous battre contre la montre mais aussi contre chaque pilote qui caresse l'espoir de devenir un jour le champion du monde, avec les pistes envahies par la foule ! négocier les virages dangereux en utilisant adroitement les vitesses, sinon vous risquez de faire des dérapages incontrôlés et finir votre course dans l'un des nombreux rails de sécurité. Alors que les heures s'écoulent et que la nuit commence à tomber, des tâches d'huile qu'il vous faut éviter à tous prix commencent à apparaître aux endroits les plus inattendus de la piste.

Lorsque l'aurore apparaîtra, le vainqueur des 24 heures sera connu. Deviendrez vous champion ou survivrez-vous seulement?

Heiße Reifen

Szenario

Jeden Augenblick wird das berühmte 24-Stunden-Rennen gestartet. Sie halten den Atem an, während Sie auf das Start-Signal warten. Sie umklammern das Lenkrad so fest, daß Ihre Handknöchel weiß werden. In dem gleichen Augenblick, in dem der Startschuß fällt, brüllt der 3-Liter-Turbo-Motor Ihres Porsches auf und läßt die Reifen quietschen. Der beißende Geruch von verbranntem Gummi brennt sticht in Ihrer Nase und Sie erkennen, daß die nächsten 24 Stunden die gefährlichste Zeit Ihres Lebens sein werden.

Aufbau/Laden

Bauen Sie das Gerät auf, schließen Sie den Joystick und das ROM Modul an, wie im Computer-Handbuch beschrieben. Das Spiel lädt dann automatisch.

Beim 464/6128 PLUS lädt sich Spiel selbsttätig nach ungefähr 30 Sekunden. Sie können jedoch durch Drücken von [F2] innerhalb des Startup-Menüs das Spiel sofort laden. Mit der Eingabe |GAME können Sie das Spiel auch von Basic aus laden.

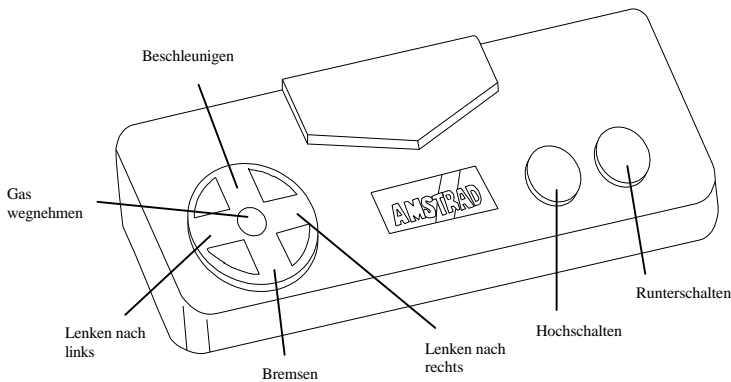
Steuerung

Sie haben die Möglichkeit zwischen einem Porsche mit Handschaltung und einem mit Automatik-Getriebe zu wählen. Die Automatik-Version ist zwar einfacher zu fahren, gibt ihnen jedoch nicht das gleiche Maß an Kontrolle über die Beschleunigung wie die handgeschaltete Version.

1. Mit dem mitgelieferten Joystick.

Joystick hoch	Beschleunigen
Joystick runter	Bremse
Joystick nach links	Lenken nach links
Joystick nach rechts	Lenken nach rechts
Joystick in Mittenstellung	Gas wegnehmen
Linker Feuerknopf	Hochschalten (nur bei Handschaltung)
Rechter Feuerknopf	Runterschalten (nur bei Handschaltung)
P oder II	Pause/Spiel fortsetzen

2. Wenn sie das Keyboard des 464/6128 Plus verwenden, können Sie mit Hilfe der entsprechenden Option des SpielMenüs die entsprechenden Tasten festlegen.



Status und Punkte

Über dem eigentlichen Spielfenster sehen sie das Cockpit Ihres Wagens. Hier finden Sie Angaben zum Zustand und zur Leistung des Fahrzeugs:

- | | |
|--------------------|---|
| 1. Punktstand | Bisher erreichter Punktstand |
| 2. Zeit | Verbliebene Zeit, um nächsten Kontrollpunkt zu erreichen |
| 3. Geschwindigkeit | Die gegenwärtige Geschwindigkeit |
| 4. Runde | Zeigt an, in welcher Runde (von vier möglichen) Sie sich befinden |
| 5. Gang | Zeigt an, in welchem Gang Sie sich befinden |
| 6. Drehzahlmesser | Zeigt die Drehzahl an. Bei Drehzahlen im "roten Bereich" droht der Motor zu überhitzen. |

Spiel-Gedanke

Während des berühmten 24-Stunden-Rennens steuern Sie einen speziell für Sie gebauten Porsche. Ihr AdrenalinSpiegel steigt während der 4 zu fahrenden Runden, denn Sie müssen unbedingt die vier Kontrollpunkte pro Runde erreichen, bevor die hierfür vorgesehene Zeit abläuft. Aber Sie haben nicht nur die Uhr gegen sich, sondern auch eine Menge anderer Rennfahrer, von denen jeder vom Gewinn der Weltmeisterschaft träumt - es ist also eine Menge los auf der Rennstrecke. Steuern sie vorsichtig um die engen Kurven und schalten Sie gefühlvoll, sonst finden Sie sich nach einer "Rutschpartie" noch an einer der zahlreichen Werbetafeln wieder! Das Rennen dauert an, es beginnt dunkel zu werden und gerade an den Stellen, wo man es am wenigsten erwartet, bilden sich gefährliche Ölflecken, denen Sie auf jeden Fall ausweichen sollten!

Wenn der Tag weider anbricht, wird der Gewinner des 24-Stunden-Rennens feststehen. Werden Sie der Champion - oder haben Sie zumindest überlebt ?

BURNIN' RUBBER

SCENARIO

La famosa gara automobilistica "BURNIN' RUBBER" di 24-ore sta per cominciare. Trattieni il respiro nell'attesa del segnale di partenza. Le tue mani stringono nervosamente il volante, il clacson risuona nell'aria, il motore della tua Porsche 3000cc Turbo romba prepotentemente, mentre le ruote stridono sull'asfalto. L'odore della "BURNIN' RUBBER" riempie le tue narici e ti rendi conto che le prossime 24 ore saranno le più pericolose della tua vita.

INSTALLAZIONE/CARICAMENTO

Predisponi la macchina ed inserisci il joystick a manopola e la cartuccia ROM del giocome descritto nel manuale di istruzioni. Il gioco verrà caricato automaticamente.

Nel caso del 464/6128 Plus, il gioco si autocarica dopo una pausa di 30 secondi. Puoi avviare immediatamente il gioco scegliendo [f2] dal menù di avvio (startup). Se vuoi avviare il gioco dal BASIC, puoi farlo scrivendo |GAME alla tastiera e confermando con [RETURN].

COMANDI

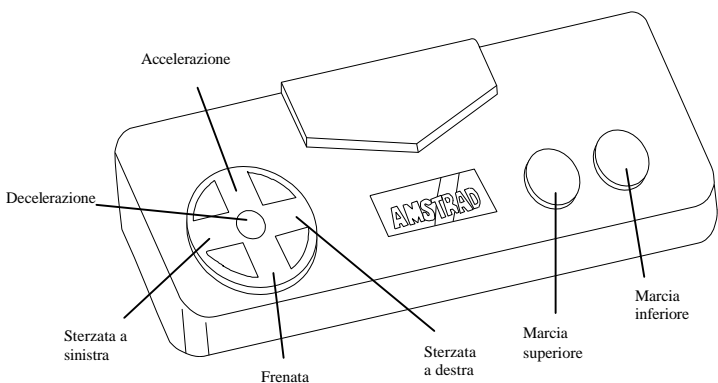
Hai la possibilità di guidare la tua Porsche sia con cambio automatico che manuale. Anche se il cambio automatico consente una guida più facile, nelle accelerazioni non offre la stessa efficienza e padronanza della macchina rispetto al cambio manuale.

La macchina può essere guidata in due modi:

1.

MANOPOLA SU	-	ACCELERAZIONE
MANOPOLA GIU'	-	FRENATA
MANOPOLA A SINISTRA	-	STERZATA A SINISTRA
MANOPOLA A DESTRA	-	STERZATA A DESTRA
MANOPOLA AL CENTRO	-	DECELERAZIONE
PULSANTE FUOCO SINISTRO	-	MARCIA SUPERIORE (CAMBIO MANUALE)
PULSANTE FUOCO DESTRO	-	MARCIA INFERIORE (CAMBIO MANUALE)
P oppure II	-	PAUSA/RIPRESA

2. Usando la tastiera sul 464/6128 Plus, puoi definire i tasti che vuoi scegliendo l'opzione appropriata dal menù di gioco.



SITUAZIONE E PUNTEGGIO

Sopra l'area di gioco viene visualizzata la cabina di pilotaggio con gli strumenti che indicano la situazione della vettura durante la corsa, le sue prestazioni ed il punteggio come segue:

- | | | |
|-------------|---|---|
| 1. SCORE | - | Il PUNTEGGIO progressivo raggiunto |
| 2. TIME | - | Il TEMPO che manca al successivo punto di controllo |
| 3. SPEED | - | VELOCITA' attuale |
| 4. LAP | - | LAP GIRO di pista attuale (fino al quarto) |
| 5. GEARS | - | La MARCIA innestata attualmente |
| 6. REV. BAR | - | Visualizza il CONTAGIRI del motore: se il livello raggiunge l'area rossa il motore si surriscalda e quindi fonde. |

GIOCO

Sei alla guida della tua Porsche personalizzata in gara nella "Burnin' Rubber", la famosa 24-ore. Quattro giri di scariche di adrenalina, durante i quali tenti disperatamente di raggiungere in tempo utile i 4 punti di controllo previsti per ognuno dei 4 giri di pista. Ma non solo il cronometro è contro di te: tutti i piloti concorrenti hanno preso il via con la speranza di diventare Campioni del Mondo, perciò la pista è incredibilmente affollata! Affronta le curve con la massima cura e un perfetto uso del cambio, altrimenti potresti sbandare e finire di schiantarti su uno dei molti cartelloni pubblicitari ai bordi della pista! Lungo l'ormai noto tracciato, con il trascorrere delle ore ed il sopraggiungere della notte, incominciano ad apparire macchie d'olio dove meno te le aspetti: evitale ad ogni costo!

Quando torna di nuovo giorno, verrà proclamato il vincitore della 24-ore. Hai vinto o almeno sei sopravvissuto?

CREDITS

Code by Jon O'Brien
Graphics by Rob Hemphill
Music & Sound effects by Jon Dunn
Copyright © 1990 Ocean Software Ltd. All Rights Reserved.

EQUIPO DE DISEÑO

Código: Jon O'Brien
Gráficos: Hemphill
Música y Sonido: Jon Dunn
Copyright ©1990 Ocean Software Ltd Todos los derechos reservados

AUTEURS

Programme réalisé par Jon O'Brien
Graphiques par Rob Hemphill
Effets sonores produits par Jon Dunn
Copyright © 1990 Ocean Software. Tous droits réservés.

OLMPRESSUM

Programm von Jon O'Brien
Grafik von Rob Hemphill
Musik und Sound-Effekte von Jon Dunn
Copyright © 1990 Ocean Software Ltd. Alle Rechte vorbehalten.

AUTORI

Programma di Jon O'Brien
Grafica di Rob Hemphill
Musica ed effetti sonori di Jon Dunn
Copyright © 1990 Ocean Software Ltd. Tutti i diritti riservati

MEMO

MEMO